



TRITON 1000S

UT IMMERSION TANK INDUSTRIAL KIT

The Triton 1000S is an inspection UT system up to 8 channel state of the art digital ultrasonic **flaw detection system** for industrial applications and training.

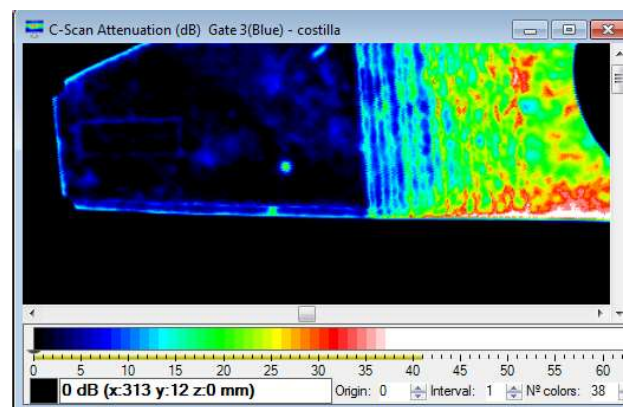
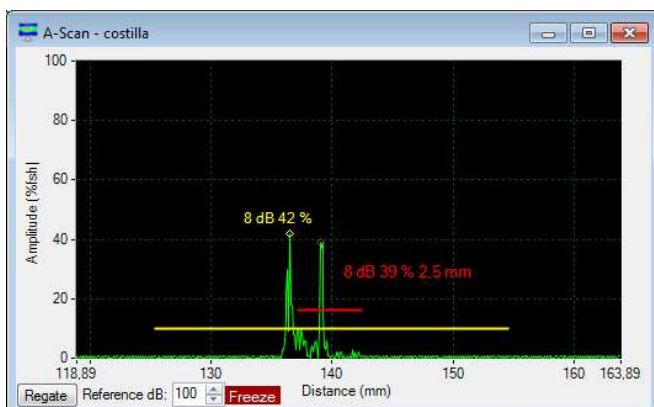
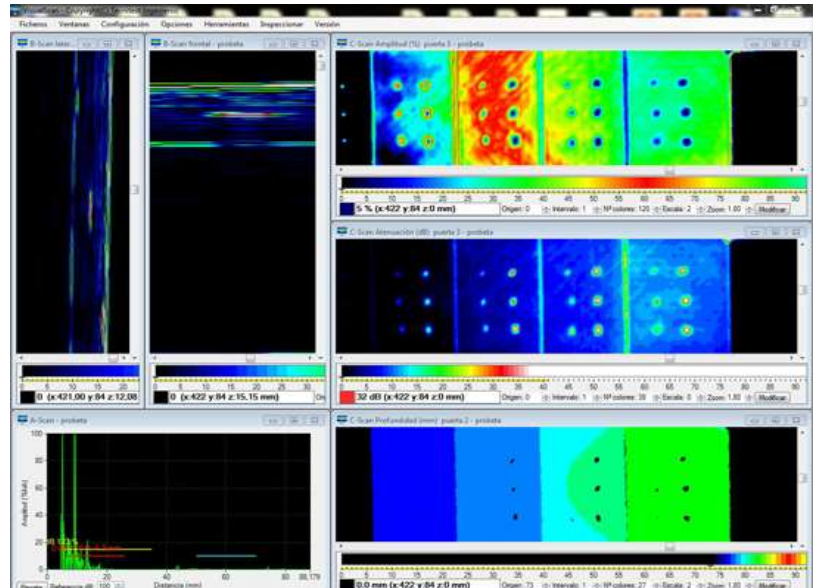
The modular design of the ultrasonic immersion tank systems allows upgrading, easily matching dimensional, kinematic and technique related specifications.

The software of the system, VisualScan, allows for user test parameter set up, scan programming and result evaluation.



ADVANTAGES

- High accuracy movement to $\pm 0.1\text{mm}$ with a minimum index of 0.1mm
- Control of movement made by commercial equipment to facilitate maintenance.
- Customizable and friendly interface easy to use software based on Windows.
- A-SCAN and C-SCAN in real time on screen.
- Complete file of inspection data and Evaluation in real time by local network





STANDARD KIT

- Stainless Steel tank with standing aluminum adjustable feet.
- Electronic controller-based commercial industrial PLC commanded by an independent industrial PC.
- 3 motorized axis (X Y Z), expandable.
- Motorized probe holder, adjustable (0°-90° XZ or YZ) and additional fine adjustment of relative probe position.
- Control switches, safety system and emergency stop button.
- UT Box with up to 1 channel.
- Set of 1 probe of 5Mhz (Other frequencies available)
- VISUALSCAN License, acquisition and evaluation software, installed on the PC
- Options:
 - External axis (turn table, motorized rollers) attachment and support.
 - High performance water system including: automatic drain and fill system, high efficiency UV filter and external tank.
 - Safety barriers.

UT Technical Characteristics

Measurement Mode	Pulse Echo/Transmission
Channel Number	1
Channel mode	Sequential (Multiplexed)
Input Range	±275mV (±2.0V with Attenuator -20dB)
Work Frequency	0.5 MHz to 25 MHz
Input Amplifier Gain	-31dB to 65dB (0.5dB step)

Mechanical & Electronic Characteristics

Useful range 1000x800x300 mm Position accuracy better than ±0.1 mm	Encoders in X and Y axes for acquisition synchronization
Bottom glass with adjustable supports for double through transmission tests	Control switches, safety system and emergency stop button.
Scanning speed up to 250 mm/s	Possibility of inspection in various planes.
High accuracy movement to ± 0.1mm with a minimum index of 0.1mm	Low noise electronics for ultrasonic acquisition

Software Characteristics

Software of system based on Windows.	Programable Speed and Index
Friendly interface easy to use.	Creation of bitmap files.
Fast programmability for self-learning.	Complete file of inspection data
A-SCAN, B-SCAN and C-SCAN in real time on screen, different configurations.	Different measurement tools and easy reporting
Histogram adjusting and different colour palettes selectable	Evaluation in real time by local network